



ADJUSTABLE FIXTURE CO.
PO BOX 170735
MILWAUKEE, WI 53217-8061

PHONE: 800-558-2628
262-692-9028
FAX: 262-692-9863
internet: <http://www.adjustablefixture.com>

PRICE SHEET 398
EFFECTIVE: JANUARY 1, 2008
FOB: FREDONIA, WI

Ordering Information

HOW NIGHTINGALE® LIGHTING IS SOLD

Adjustable Fixture Co. designs, engineers, manufactures and sells specialty lighting for multi-housing applications where durable construction and special features are required. The Company is not a distributor, architect or interior designer.

Products are made available on a factory-direct basis.

Pricing covers the product only, packed knocked-down at manufacturers dock, ready for pick-up by common carrier. Transportation, warehousing, special delivery services, unpacking, installation, or set-up are not provided in pricing. Some of these services are available from the manufacturer at additional expense, or may be provided by a distributor/dealer of the Customer's choice.

There are no distributor discounts from the Net Price.

NO-RISK SAMPLE

Try a Nightingale lamp for 30 days and compare it to any other lamp you may be considering. You'll quickly discover the Nightingale advantages: special features, heavy-duty construction and low life-cycle costs. Call us toll free at 800-558-2628 with your sample order and we'll rush it to you within a week. After 30 days, return it or send us your payment (50% off the list price). It's that easy to try the best.

QUANTITY DISCOUNTS

Please fax, mail, or call your requests for quantity pricing on Nightingale model(s) of interest. Please include model number(s), description, shade, quantity, color, options, and delivery needs. We'll rush you a quote within 24 hours.

MODIFICATIONS

On orders of 25 or more lamps, we can modify existing Nightingale lamp models to meet your specific needs – at minimal cost to you. Please send us a description or drawing of the modifications desired.

DELIVERY

Delivery is normally 30 to 90 days after receipt of your purchase order and deposit. Delivery varies depending on quantity and type. Please specify your delivery needs on your purchase order.

PACKAGING

Lamps are packed "Knocked-Down" (Base, shade, and upright each packed separately on most models); simple assembly required.

FREIGHT CHARGES

Shipments are normally sent via UPS or FedEx (freight charges prepaid and added to your invoice) or common carrier (freight charges will be collect unless otherwise specified). Freight charges approximately 8-10% of lamp value ordered.

ORDERS

Please send your order to: **Adjustable Fixture Co.**, PO Box 170735, Milwaukee, WI 53217. Phone: 800-558-2628, Fax: 262-692-9863, Email: info@adjustablefixture.com

TERMS

On orders for \$500 or more, a 50% deposit is required with the balance to be paid one week prior to shipment. Orders for \$500 or less must be prepaid. Credit Cards are accepted.

WARRANTY

Adjustable Fixture Co. warrants all lamps and lighting fixtures listed to be free of defects in materials and workmanship for 5 years after date of shipment. If a product proves to be defective during a warranty period, contact our Customer Service Department for written approval to return the item with proof of purchase. At the option of Adjustable Fixture Co., the item shall be repaired or replaced or a proper refund made. (Specifically excluded from this warranty are lamp shades other than the DuraLast and PolyLast models. These non-molded shades are warranted for 90 days after shipment.) This warranty applies only to parts and excludes all labor and service charges related to the repair or replacement of the item. No other warranty is expressed or implied. Warranty does not apply to bulbs or ballasts.

RETURNS

Merchandise shall not be accepted for return without prior authorization from Adjustable Fixture Co. A Return Goods Authorization Number (RGA#) must be obtained from our Customer Service Department within 60 days after invoice date. Transportation charges must be pre-paid by the purchaser. Final credit will be determined after inspection of merchandise which is to be returned in first class condition. All returns are subject to a 25% handling, inspection, and recartoning charge. Made-to-order items are not subject to return.

CLAIMS

All claims for loss or damages as a result of transportation must be made immediately to the carrier. All merchandise is F.O.B. 600 South Milwaukee Street, Fredonia WI 53021.

UL & cUL LISTED

All Nightingale lamps are UL & cUL listed.








INSTITUTIONAL QUANTITY DISCOUNTS 1-5 Lamps: 45% 6-24 Lamps: 50% 25+: 55%

Nightingale Lighting is distributed on a *factory-direct* basis to Institutional Customers.
There are NO Distributor Discounts from Institutional Net Price - Chart Reflects Net Prices in Various Quantities.

NIGHTINGALE Brass'n Color Table and Floor Lamps






NEW: Can Substitute Brushed Brass, Bright Chrome, and Brushed Chrome for regular Bright Brass accents at NO CHARGE!

SHADE CHOICES:		    					SHADE INCLUDED WITH LAMP PRICES	
TYPE	MODEL	LIST PRICE	1-5 LAMPS NET PRICE	6-24 LAMPS NET PRICE	25+ LAMPS NET PRICE	HEIGHT	WEIGHT	COLUMN FINISH
TABLE LAMPS	343	\$372.10	\$204.65	\$186.05	\$167.44	25"-29"	12-16 lbs.	STANDARD POWDER COAT FINISHES INCLUDE: ALMOND ENGLISH BRONZE EBONY FOREST GREEN MAUVE WEDGEWOOD BLUE TAUPE BURGUNDY WHITE MIDNIGHT BLUE
	345*	\$397.55	\$218.65	\$198.77	\$178.89	25"-29"	12-16 lbs.	
	346**	\$469.80	\$258.39	\$234.90	\$211.41	26"	12-16 lbs.	
	347	\$386.05	\$212.32	\$193.02	\$173.72	28"-32"	12-16 lbs.	
FLOOR LAMPS	743	\$458.60	\$252.23	\$229.30	\$206.37	52"-58"	24-34 lbs.	See Custom Finishes on Page 4, in Options Section.
	745*	\$484.05	\$266.22	\$242.02	\$217.82	52"-58"	24-34 lbs.	

* Models that include night light and receptacle. For high abuse environments, request Rocker Switch.
** Alzheimer Lamp: With night light, guard diffuser, perma-mount, rocker switch, and PolyLast Shade.


NIGHTINGALE Brass'n Color SpaceSaver

NEW: Can Substitute Brushed Brass, Bright Chrome, and Brushed Chrome for regular Bright Brass accents at NO CHARGE!

SHADE CHOICES:		    					SHADE INCLUDED WITH LAMP PRICES	
TYPE	MODEL	LIST PRICE	1-5 LAMPS NET PRICE	6-24 LAMPS NET PRICE	25+ LAMPS NET PRICE	HEIGHT	WEIGHT	COLUMN FINISH
CABINET MOUNT LAMPS	535*	\$416.50	\$229.07	\$208.25	\$187.42	23"-28"	7-11 lbs.	STANDARD POWDER COAT FINISHES INCLUDE: ALMOND ENGLISH BRONZE EBONY FOREST GREEN MAUVE WEDGEWOOD BLUE TAUPE BURGUNDY WHITE MIDNIGHT BLUE



INSTALLATION REQUIRED:
Hardware provided for mounting to surfaces up to 1" thick, 3/8" hole required.
* Model that includes night light and receptacle. For high abuse environments, request Rocker Switch.

NIGHTINGALE PolyLamp

SHADE CHOICES:							SHADE INCLUDED WITH LAMP PRICES	
TYPE	MODEL	LIST PRICE	1-5 LAMPS NET PRICE	6-24 LAMPS NET PRICE	25+ LAMPS NET PRICE	HEIGHT	WEIGHT	COLUMN FINISH
NIGHTSTAND LAMPS	350	\$273.25	\$150.28	\$136.62	\$122.96	23"	6-10 lbs.	STANDARD MOLDED-IN COLORS INCLUDE: FOREST GREEN BURGUNDY WEDGEWOOD BLUE MAUVE PUTTY(LIGHT GRAY) ALMOND

Comes standard with plug-in receptacle and perma-mount hardware kit.

NIGHTINGALE LIGHTINGALE StudyLamp

SHADE CHOICES:		 					SHADE INCLUDED WITH LAMP PRICES	
TYPE	MODEL	LIST PRICE	1-5 LAMPS NET PRICE	6-24 LAMPS NET PRICE	25+ LAMPS NET PRICE	HEIGHT	WEIGHT	COLUMN FINISH:
DESK LAMPS	336	\$212.30	\$116.76	\$106.15	\$95.53	21"	8-10 lbs.	WHITE Other finishes available on 25 or more lamps.
TABLE LAMPS	366	\$233.55	\$128.45	\$116.77	\$105.09	26"	10-12 lbs.	WHITE Other finishes available on 25 or more lamps.



Comes standard with SJT 12ft. cord & angle plug, rocker switch at base, perma-mount hardware kit(1/4" hole required), shipped assembled(On large orders, shade may be packed separately).

Quick Ship: Within 48 hours. Limit 6 lamps.

INSTITUTIONAL QUANTITY DISCOUNTS 1-5 Lamps: 45% 6-24 Lamps: 50% 25+: 55%

Nightingale Lighting is distributed on a *factory-direct* basis to Institutional Customers.
 There are NO Distributor Discounts from Institutional Net Price - Chart Reflects Net Prices in Various Quantities.

NIGHTINGALE SwingArm WallMount Lamps

SHADE CHOICES:						SHADE INCLUDED WITH LAMP PRICES		
TYPE	MODEL	LIST PRICE	1-5 LAMPS NET PRICE	6-24 LAMPS NET PRICE	25+ LAMPS NET PRICE	REACH	WEIGHT	LAMP FINISH
WALLMOUNT LAMPS	637	\$325.65	\$179.10	\$162.82	\$146.54	24"	9 lbs.	STANDARD POWDER COAT FINISHES INCLUDE: ALMOND ENGLISH BRONZE EBONY FOREST GREEN MAUVE WEDGEWOOD BLUE TAUPE BURGUNDY WHITE MIDNIGHT BLUE See Custom Finishes on Page 4. *Model 637 w/ Brass Accents.
	638	\$297.70	\$163.73	\$148.85	\$133.96	14"	9 lbs.	
	639	\$589.85	\$324.41	\$294.92	\$265.43	14"	15-20 lbs.	






INSTALLATION REQUIRED: BY A LICENSED ELECTRICIAN

May be mounted directly to a standard octagonal box. Can also be connected to the wall by drilling four 5/8" holes and using the supplied hardware.
 For best durability, fixture should be mounted to a structurally supported surface. Detailed installation instructions included with lamp purchase.
 These lamps also available with a cord and plug for connection to a standard wall outlet, see "Pin-Up" options below.

OPTIONS FOR WALLMOUNT LAMPS

TYPE	DESCRIPTION	LIST PRICE	1-5 LAMPS NET PRICE	6-24 LAMPS NET PRICE	25+ LAMPS NET PRICE	
WallMount "Pin-Up" Standard	Includes a grounded 3-prong plug on 3-wire cord set, 44" paintable white cord cover and mounting hardware. Price per lamp.	\$50.75	\$27.91	\$25.37	\$22.83	** Rocker Switch is Standard - switch may be wired as 3-way switch, for use in conjunction with a wall switch. Price per lamp.
WallMount "Pin-Up" Hospital Grade	Includes hospital-grade plug on SJT(round) cord set, 44" paintable white cord cover and mounting hardware. Price per lamp.	\$57.35	\$31.54	\$28.67	\$25.80	
WallMount Night Light	Security Night Light located at bottom of lamp canopy operated by push switch; may be also operated with main rocker switch - please specify. Price per lamp.	\$33.10	\$18.20	\$16.55	\$14.89	
WallMount Receptacle	Plug-in Receptacle provides extra outlet for radio, shaver...Price per lamp.	\$17.65	\$9.70	\$8.82	\$7.94	
Wall Mount Pull-Chain Switch	Pull-Chain Switch w/ Easy Action 5' Cord for Resident Use. Price per lamp.	\$44.10	\$24.25	\$22.05	\$19.84	

NIGHTINGALE Heavy-Duty Table and Floor Lamps


SHADE CHOICES:												SHADE INCLUDED WITH LAMP PRICES
TYPE	MODEL	LIST PRICE	1-5 LAMPS NET PRICE	6-24 LAMPS NET PRICE	25+ LAMPS NET PRICE	HEIGHT	WEIGHT	COLUMN FINISH				
TABLE LAMPS	326	\$206.10	\$113.35	\$103.05	\$92.74	23-25"	7-11 lbs.	STANDARD POWDER COATED FINISHES ALMOND ENGLISH BRONZE EBONY FOREST GREEN MAUVE WEDGEWOOD BLUE TAUPE BURGUNDY WHITE MIDNIGHT BLUE See Custom Finishes on Page 4.				
	335	\$218.85	\$120.36	\$109.42	\$98.48	23-25"	7-11 lbs.					
	335-CP (Chrome-Plated)	\$247.75	\$136.26	\$123.87	\$111.48	23-25"	7-11 lbs.					
FLOOR LAMPS	453	\$263.80	\$145.09	\$131.90	\$118.71	57"-59"	20-25 lbs.					
	453-CP (Chrome-Plated)	\$321.65	\$176.90	\$160.82	\$144.74	57"-59"	20-25 lbs.					



INSTITUTIONAL QUANTITY DISCOUNTS 1-5 Lamps: 45% 6-24 Lamps: 50% 25+: 55%

Nightingale Lighting is distributed on a *factory-direct* basis to Institutional Customers.
There are NO Distributor Discounts from Institutional Net Price - Chart Reflects Net Prices in Various Quantities.








OPTIONS

TYPE	DESCRIPTION	LIST PRICE	1-5 LAMPS NET PRICE	6-24 LAMPS NET PRICE	25+ LAMPS NET PRICE
Custom Power Coated Finish	Custom stock powder color of your choice. Specify Spraylat-brand Powder color number and description. Flat price per color selection, available on 25 or more lamps(price per lot, not lamp).	\$350.00	NA	NA	\$350.00
Perma-Mount	Bolt in base secure lamp to end tables, desks, and bedside cabinet tops up to 2" thick(3/8" hole required). Standard on Models 350 and 336. Price per lamp.	\$13.85	\$7.61	\$6.92	\$6.23
Guard Diffuser	Guard Diffuser available on ANY model supplied with PolyLast shade. Price per lamp.	\$66.15	\$36.38	\$33.07	\$29.76
Hospital Grade Wiring	Hospital grade plug and SJT(round) cord set. Price per lamp.	\$32.00	\$17.60	\$16.00	\$14.40
Electrical Outlet	Provide residents plug-in convenience on their task lamp at desk top height. Located opposite lamp switch, this grounded 3-prong receptacle powers electrical appliances or accessories of up to 5 AMPS. Available on Models 343 & 743 - Standard on Models 345, 535, 350, and 745(May be deleted, if desired, for a List Price Deduct of \$9.10). Price per lamp.	\$10.10	\$5.55	\$5.05	\$4.54
Night Light	7-watt night light located on back of lamp, controlled by the same switch as the main light. Available on Models 343, 535, & 743 - Standard on Models 345, 346, and 745(May be deleted, if desired, for a List Price Deduct of \$15.40). Price per lamp.	\$15.40	\$8.47	\$7.70	\$6.93
ENERGY-SAVING PACKAGES		 As an ENERGY STAR Partner, the lamp models equipped with either Energy Savings Package meets ENERGY STAR guidelines for energy efficiency.			
To save more than 60% on your utility charges for lighting, the regular incandescent "screw-in" bulb socket is changed to a special dedicated socket expressly for compact fluorescent bulbs.					
Energy-Saving Package "Snap-In"	Your choice of 26, 32, & 42-watt "Snap-In" Bulbs with Internal Ballast: Available on the following Nightingale Models when ordered with PolyLast shade: 343, 345, 346, 347, 350, 535, 637, 638, 639, 743, & 637. Price per lamp.	\$71.70	\$39.43	\$35.85	\$32.26
Energy-Saving Package "Twist-Loc"	26-watt "Twist-Loc" Self Ballasted: Available on ALL Nightingale Model - Included Bulb. Price per lamp.	\$15.00	\$8.25	\$7.50	\$6.75

BULBS

TYPE	DESCRIPTION	LIST PRICE	1-5 BULBS NET PRICE	6-24 BULBS NET PRICE	25+ BULBS NET PRICE
INCANDESCENT SCREW-INS					
100 Watt #13109	Incandescent Type A, Screw-in, 100 Watt Standard	\$5.00	\$2.75	\$2.50	\$2.25
150 Watt #13110	Incandescent Type A, Screw-in, 150 Watt Standard	\$5.00	\$2.75	\$2.50	\$2.25
FLUORESCENT SCREW-INS Offered as an alternate to standard incandescent bulbs. These screw-in, self ballasted, compact fluorescent bulbs provide at least 2 1/2 times more light, per watt, than incandescent bulbs, and can last up to 10 times longer(See manufacturer for performance and warranty details - not warranted by Adjustable Fixture Co.).					
20 Watt #13112	Fluorescent Screw-in, 20 Watt Fits all Nightingale Models	\$25.00	\$13.75	\$12.50	\$11.25
28 Watt #11686	Fluorescent Screw-in, 28 Watt Fits all Nightingale Models using the PolyLast Shade.	\$25.00	\$13.75	\$12.50	\$11.25
FLUORESCENT SNAP-INS Used with Energy-Saving Package "Snap-In" Option, Four-Pin Compact Fluorescent.					
26 Watt CF #13023	Fluorescent Snap-in, 26-watt, GX24q-3 or G24q-3 Base, 3500 Kelvin	\$25.00	\$13.75	\$12.50	\$11.25
32 Watt CF #12965	Fluorescent Snap-in, 32-watt, GX24q-3 Base, 3500 Kelvin	\$25.00	\$13.75	\$12.50	\$11.25
42 Watt CF #12970	Fluorescent Snap-in, 42-watt, GX24q-4 Base, 3500 Kelvin	\$25.00	\$13.75	\$12.50	\$11.25
FLUORESCENT TWIST-LOCS Used with Energy-Saving Package Twist-Loc" Option, Twist-Loc Compact Fluorescent.					
26 Watt CF #14364	Fluorescent Twist-Loc, 26-watt Self-Ballasted, GU24 Base, 2700 Kelvin	\$11.25	\$6.18	\$5.62	\$5.06

SHADES

TYPE	DESCRIPTION	LIST PRICE	1-5 SHADES NET PRICE	6-24 SHADES NET PRICE	25+ SHADES NET PRICE
14218 6.5"x14"x6.5"	<i>Institutional-Grade</i> Dura-Last II Shade 	\$73.00	\$40.15	\$36.50	\$32.85
14063 8"x16"x7.5"	<i>Institutional-Grade</i> Dura-Last Shade 	\$73.00	\$40.15	\$36.50	\$32.85
13794 5"x11"x9.75"	<i>Institutional-Grade</i> PolyLast II Shade 	\$73.00	\$40.15	\$36.50	\$32.85
11750 7"x15"x10"	<i>Institutional-Grade</i> PolyLast Shade 	\$73.00	\$40.15	\$36.50	\$32.85
10128 5"x19"x8.5"	<i>Commercial-Grade</i> Trilam Coolie-Shaped Shade 	\$38.25	\$21.03	\$19.12	\$17.21
10077 5"x16"x7"	<i>Commercial-Grade</i> Trilam Coolie-Shaped Shade 	\$38.25	\$21.03	\$19.12	\$17.21
10174 13"x15"x12"	<i>Commercial-Grade</i> Trilam Drum-Shaped Shade 	\$38.25	\$21.03	\$19.12	\$17.21